



2023-2024



CROWLEY INDEPENDENT SCHOOL DISTRICT

J.A. Hargrave Elementary Quality Report

Comprehensive Accountability System

Metrics that Matter to our Community

DISTRICT-ASSIGNED SCHOOL QUALITY RATING **TBD**

2023-2024 ACADEMICS

3RD GRADE MATH

Approaches	Meets	Masters
69%	36%	9%

5TH GRADE READING (Board Goal) ★

Approaches	Meets	Masters
72%	47%	23%

TEA Rating: TBD
Baseline Year 2023

Student ENROLLMENT

TOTAL
431



TEACHER Information **5**


Teacher-to-Student Ratio



1:22

Teacher Student

Teacher Tenure



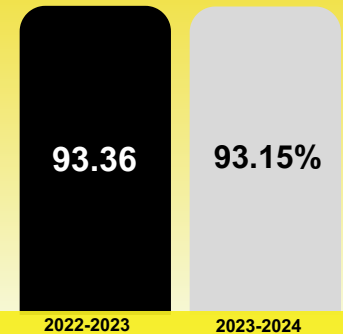
26 TEACHERS ON CAMPUS

STUDENT SUPPORTS **3**

SOCIAL EMOTIONAL LEARNING SUPPORTS

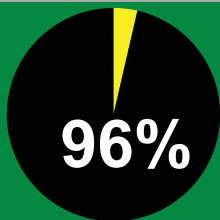
Counselors	✓
SEL Specialists	
Interventionists	
AFTER SCHOOL PROGRAMS	
21st Century (ACE)	✓
Clayton Youth Enrichment	
Tutorials	✓

Attendance PERCENTAGE **4**



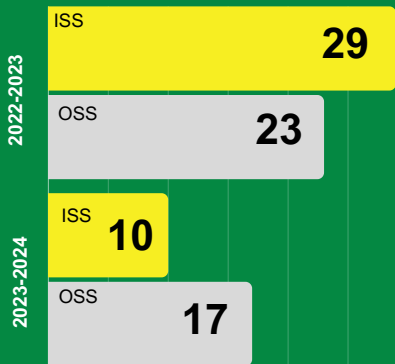
Positive Student BEHAVIOR **5**

★ (Board Goal)
% of students with no OSS



Student DISCIPLINE

Discipline Incidents



● In-school suspension ● Out-of-school suspension

SCHOOL ENVIRONMENT

Parent and Student ENGAGEMENT OPPORTUNITIES

PARENT INVOLVEMENT **5**

• PTA • CPOC • All Pro Dad • Classroom Parent

STUDENT CLUBS **4**

- CLAWS
- GWP (Girls With Pearls)
- Mariachi Band
- STEM Club



Campus COMMUNICATION





2023-2024



CROWLEY INDEPENDENT SCHOOL DISTRICT

J.A. Hargrave Elementary Quality Report

Comprehensive Accountability System



Crowley ISD School Board

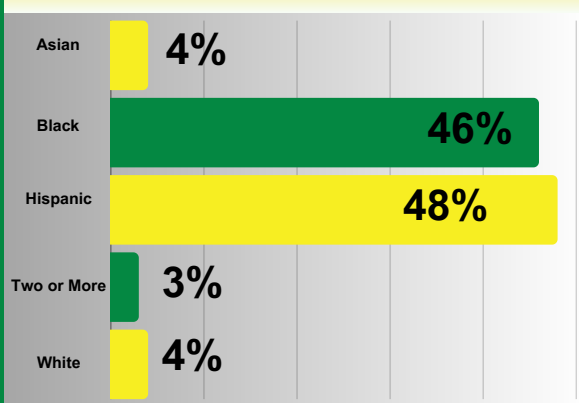
Our aspiration in Crowley ISD is to ensure that all students have access to a GREAT SCHOOL and are provided excellent educational experiences so that they achieve their full potential. When our students graduate from Crowley ISD, they will leave with more than a diploma. They will leave with choices and opportunities. We designed this School Quality Report (SQR) to highlight metrics that matter and to share with our community the areas of progress, the areas of opportunity, and the comprehensive quality of each school in Crowley ISD. This SQR is our effort to increase transparency by synthesizing the quantitative metrics with qualitative parent voices to provide a complete assessment of school quality.

“ I love the school's awareness, communication, security, and commitment to understanding my child's health and educational needs.
Jacqueline, J.A. Hargrave Parent ”

“ I love the school culture and educational standards at J.A Hargrave. The culture of high expectations, inspirational leadership, and the collaborative spirit at J.A. Hargrave Elementary make it an exceptional place to work. It is this environment that fuels my passion for teaching and inspires me to contribute to our community's success.
Maria, J.A. Hargrave Teacher ”

“ I love the teachers and how they challenge me to grow and improve by helping me gain a deeper understanding of my education.
Breshawn, J.A. Hargrave Student ”

CAMPUS DEMOGRAPHICS



Economically DISADVANTAGED
82%



RUBRIC SCALE

1	NEEDS ATTENTION
2	AVERAGE
3	GOOD
4	EXCEPTIONAL
5	GREAT

Visit <http://crowleyisdtx.org> for more details regarding our rubric.



GRADED ON 2023-2024 DATA

CROWLEY INDEPENDENT SCHOOL DISTRICT

Crowley ISD Quality Report

Comprehensive Accountability System Rubric

Metrics that Matter to our Community

RUBRIC SCALE

- 1** NEEDS ATTENTION
- 2** AVERAGE
- 3** GOOD
- 4** EXCEPTIONAL
- 5** GREAT

FINANCE FUND BALANCE

- 1** Less than 9%
- 2** 10-14%
- 3** 14-17%
- 4** 18-19%
- 5** 20%

GRADUATION RATE

- 1** 89% or less
- 2** 89-90%
- 3** 90-92%
- 4** 93-94%
- 5** 95% or greater

DISTRICT-ASSIGNED SCHOOL QUALITY RATING

- 1** F
- 2** D
- 3** C
- 4** B
- 5** A

TEACHER INFORMATION

Total # of 5 plus year teachers divided by the total # of teachers to get the percentage

- 1** 10-19%
- 2** 20-38%
- 3** 39-48%
- 4** 49-59%
- 5** 60% or greater

College, Career and Military Readiness (CCMR)

- 1** 60-70%
- 2** 71-80%
- 3** 81-90%
- 4** 91-94%
- 5** 95% or greater

SCHOOL ENVIRONMENT

POSITIVE STUDENT BEHAVIOR

ELEMENTARY

- 1** 85 or less
- 2** 86-89
- 3** 90-91
- 4** 92-94
- 5** 95 or greater

SECONDARY

- 1** 69%
- 2** 70-73%
- 3** 74-84%
- 4** 85-91%
- 5** 92% or greater

STUDENT SUPPORTS

ELEMENTARY

- 1** 1 out of 6
- 2** 2 out of 6
- 3** 3 out of 6
- 4** 4 out of 6
- 5** 5 out of 6

SECONDARY

- 1** 2 or less
- 3** 3 out of 6
- 5** 4 out of 5

ATTENDANCE PERCENTAGE

ELEMENTARY

- 1** 85% or less
- 2** 86-89%
- 3** 90-92%
- 4** 93-94%
- 5** 95% or greater

SECONDARY

- 1** 69%
- 2** 70-73%
- 3** 74-84%
- 4** 85-91%
- 5** 92% or greater

PARENT AND STUDENT ENGAGEMENT OPPORTUNITIES

Parent Involvement

- 1** 0 **5** 2 or more
- 2** 1

Student Clubs

- 1** 0 **5** 5 or more
- 2** 1 **3** 3-4

REFER TO SECONDARY RATINGS FOR DISTRICT

Visit <http://crowleyisdtx.org> for more details

